Ultracell®

'Quality in Every Language'

UZS1000-2

2V 1000Ah

Flooded Tubular Series

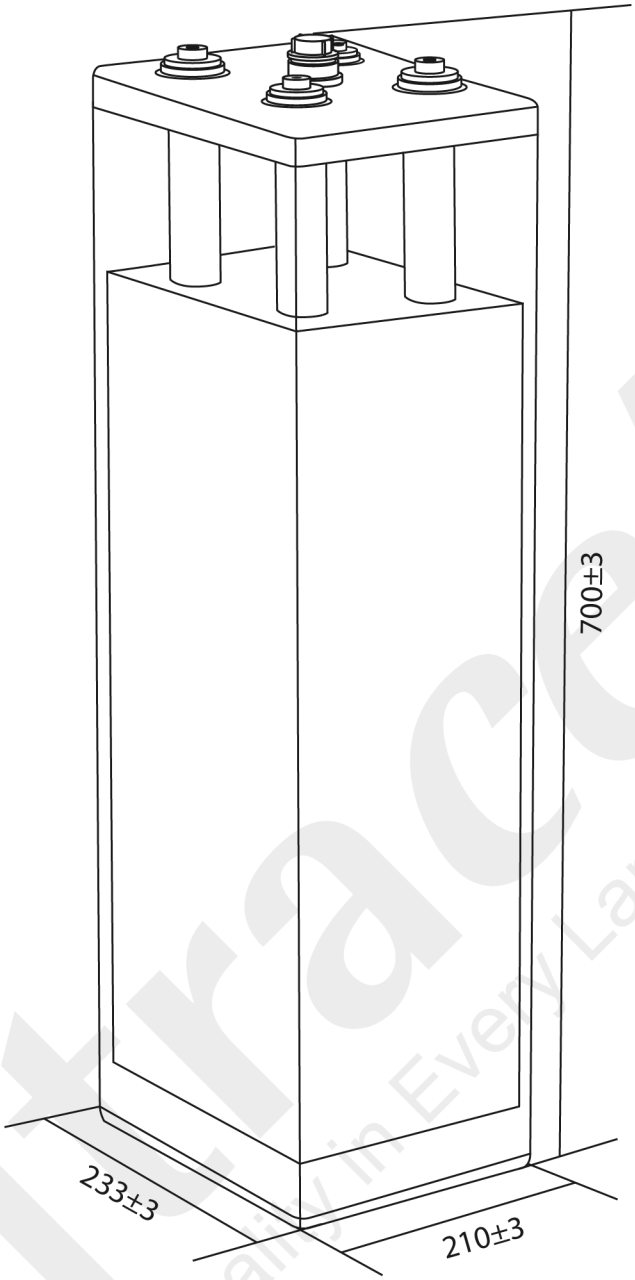

Dry / 52kg
Wet / 72kg
Approx

Technical Dimensions (mm)



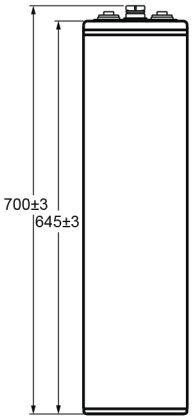

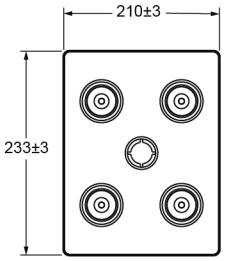

Ultracell (UK) Ltd | Vesty Business Park, Vesty Road, Liverpool, L30 1NY, United Kingdom
Tel: +44 (0) 151 523 2777 | Fax: +44 (0) 151 523 0855 | Email: info@ultracell.co.uk
www.ultracell.co.uk

UZS-V2-REV2 08/20

ALL DATA IS SUBJECT TO CHANGE WITHOUT NOTICE

Ultracell®
'Quality in Every Language'

TechData

UZS1000-2
2V 1000Ah
Flooded Tubular Series

Image

Terminal Dimensions (mm)

Standard
Terminal: F11

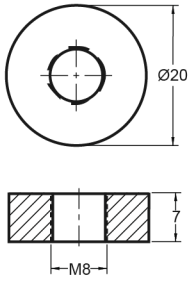

Technical Specification

Output	Nominal Voltage Nominal Capacity (10HR)	2V 1000Ah
Terminal Type	Standard Terminal	F11
Container Material	Standard Option Flame Retardant Option (FR)	ABS ABS (UL94:VO)
Rated Capacity	(10HR 1.80V/cell, 25°C) (3HR 1.75V/cell, 25°C) (1HR 1.70V/cell, 25°C)	1000.0 Ah/100.0A 765.0 Ah/255.0A 560.0 Ah/540.0A
Max Discharge Current	5000A (5s)	
Internal Resistance	Approx 0.45mΩ	
Discharge Characteristics	Operating Temp Range	Discharge: -15 ~ 50°C Charge: 10 ~ 45°C Storage: 10 ~ 30°C
	Nominal Operating Temp Range	20°C ± 5°C
	Cycle Use	Initial Charging Current less than 250A. Voltage 2.35V - 2.40V at 25°C Temp Coefficient -4mV/°C
	Standby Use	No limit on Initial Charging Current. Voltage 2.20V - 2.24V at 25°C Temp Coefficient -3mV/°C
	Capacity affected by Temperature	40°C 102% 25°C 100% 0°C 85%
Design Floating Life at 20°C	20 Years	

Self Discharge

Ultracell® UZS batteries may be stored for up to 6 months at 25°C and then a refresh charge is required. For higher temperatures the time intervals will be shorter.

Constant Current Discharge / Constant Power Discharge At 25°C (Amperes & Watts/Cell)

A = Amperes W = Watts

F.V/TIME	30 min	60 min	2 hours	3 hours	4 hours	5 hours	6 hours	8 hours	10 hours	20 hours	24 hours	48 hours	120 hours
A / W													
1.85V/cell	692 / 1276	480 / 900	298 / 572	232 / 452	187 / 363	165 / 320	139 / 272	106 / 209	95.2 / 185	51.6 / 100	44.8 / 90.0	24.1 / 48.8	10.0 / 20.4
1.80V/cell	732 / 1372	512 / 972	317 / 612	247 / 484	199 / 390	175 / 344	148 / 292	113 / 225	100 / 199	54.0 / 108	47.2 / 94.4	24.1 / 48.8	--- / ---
1.75V/cell	760 / 1420	524 / 1000	325 / 624	255 / 500	205 / 404	180 / 355	153 / 301	117 / 232	101 / 200	54.4 / 109	47.2 / 95.2	--- / ---	--- / ---
1.70V/cell	780 / 1456	540 / 1020	330 / 636	257 / 504	206 / 404	181 / 357	154 / 304	118 / 233	101 / 202	54.4 / 109	47.6 / 95.6	--- / ---	--- / ---

VdS
MH 29410
CE
EMC 1188-C
IEC
IEC 60896
Qualitas Veritas
ISO 9001:2015

Ultracell (UK) Ltd | Vesty Business Park, Vesty Road, Liverpool, L30 1NY, United Kingdom
Tel: +44 (0) 151 523 2777 | Fax: +44 (0) 151 523 0855 | Email: info@ultracell.co.uk
www.ultracell.co.uk

UZS-V2-REV2 08/20
ALL DATA IS SUBJECT TO CHANGE WITHOUT NOTICE

Ultracell®
'Quality in Every Language'

TechData

UZS1000-2
2V 1000Ah
Flooded Tubular Series

MH 29410

EMC 1188-C

IEC 60896

ISO 9001:2015

Discharge Characteristics

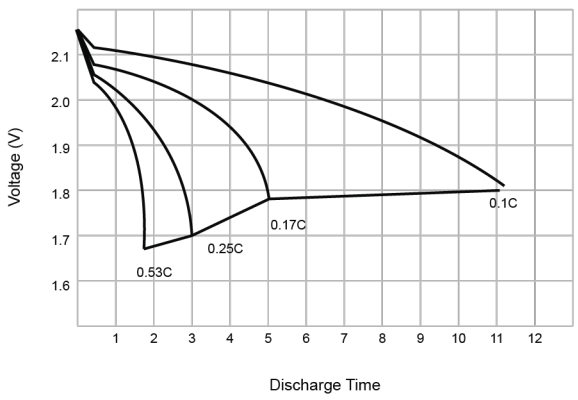

Charging Characteristics

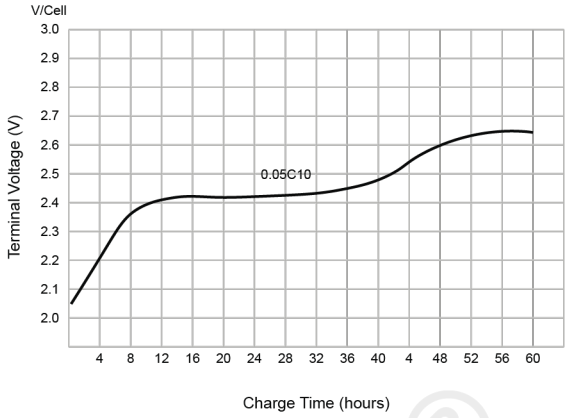

Temperature Effects in Relation to Battery Capacity

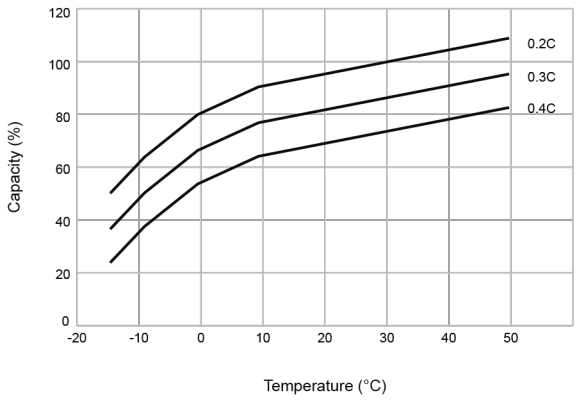

Initial Charging Characteristics

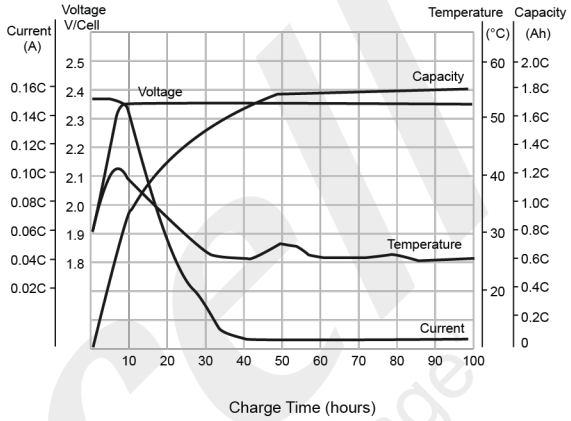

Open Circuit Voltage & Residual Capactiy

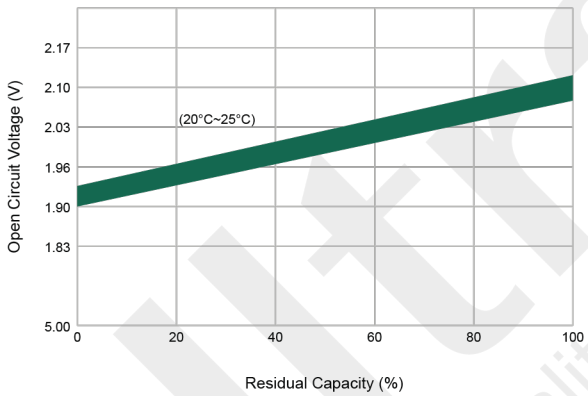

Supplementary Charge Characteristics

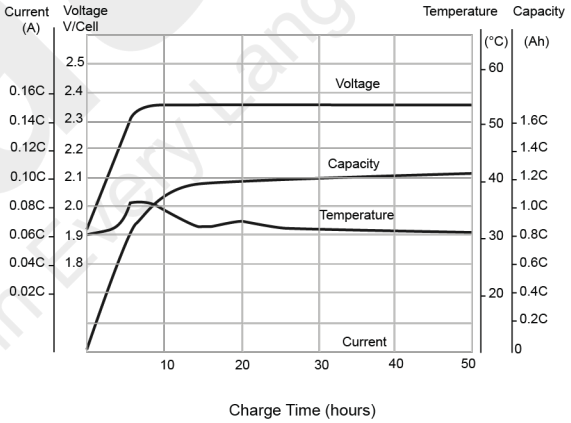

Effects of Discharge Rate on Capacity

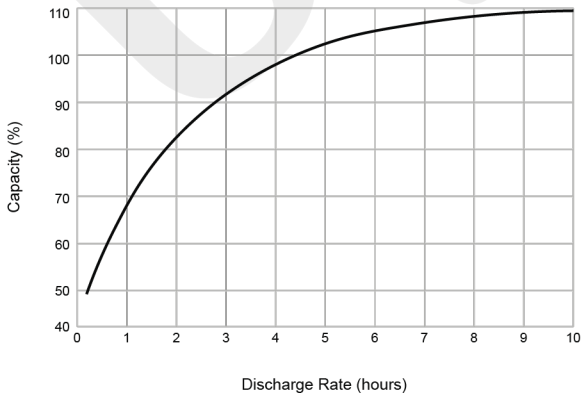

Cycle Life on D.O.D

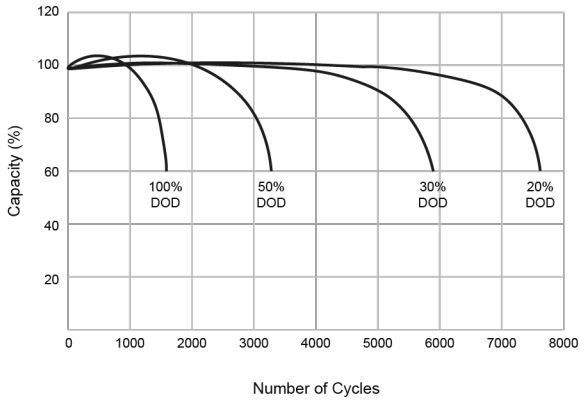

Ultracell (UK) Ltd | Vesty Business Park, Vesty Road, Liverpool, L30 1NY, United Kingdom
Tel: +44 (0) 151 523 2777 | Fax: +44 (0) 151 523 0855 | Email: info@ultracell.co.uk
www.ultracell.co.uk

UZS-V2-REV2 08/20
ALL DATA IS SUBJECT TO CHANGE WITHOUT NOTICE