Ultracell®

'Quality in Every Language'

UZS1300-2

2V 1300Ah

Flooded Tubular Series

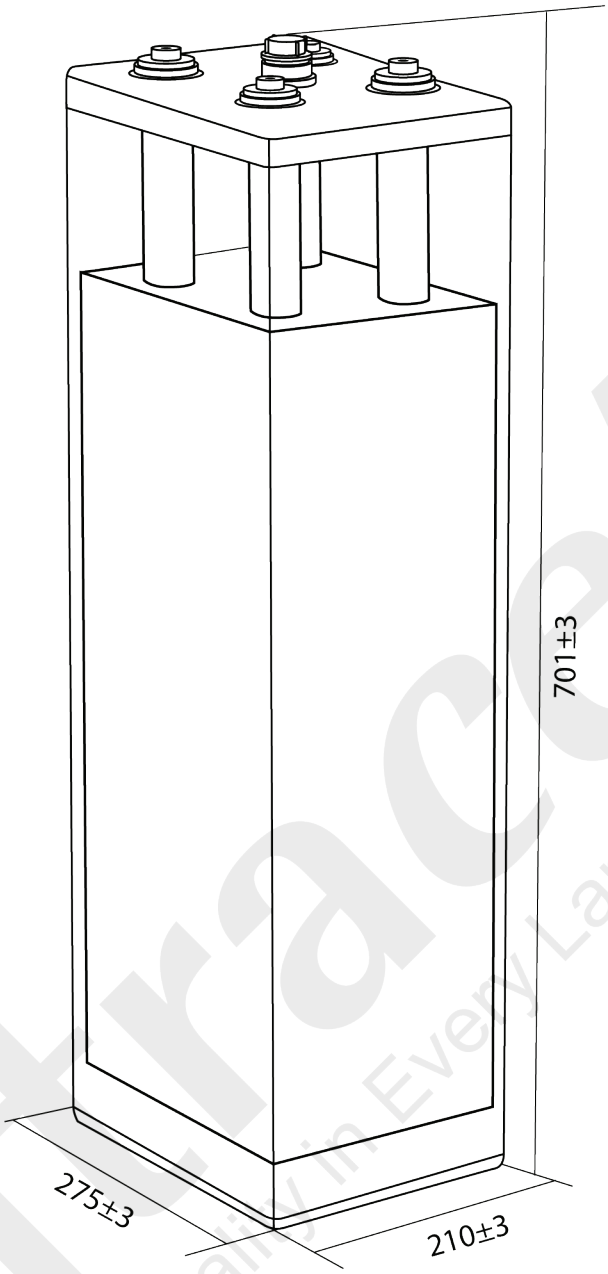

Dry / 63kg
Wet / 88kg
Approx

Technical Dimensions (mm)

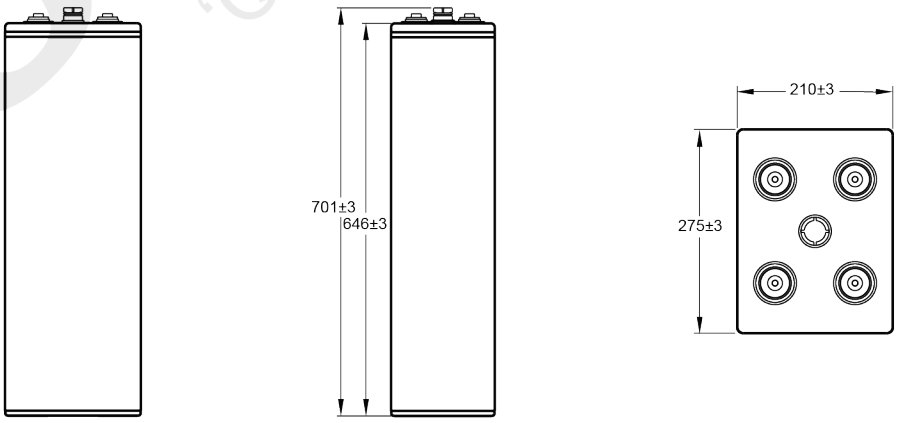

Ultracell (UK) Ltd | Vesty Business Park, Vesty Road, Liverpool, L30 1NY, United Kingdom
Tel: +44 (0) 151 523 2777 | Fax: +44 (0) 151 523 0855 | Email: info@ultracell.co.uk
www.ultracell.co.uk

UZS-V1-REV1 10/20

ALL DATA IS SUBJECT TO CHANGE WITHOUT NOTICE

Ultracell®
'Quality in Every Language'

TechData

UZS1300-2
2V 1300Ah
Flooded Tubular Series

Image

Terminal Dimensions (mm)

Standard
Terminal: F11

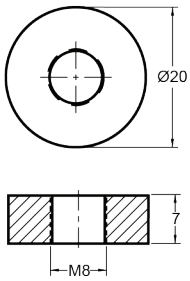

Technical Specification

Output	Nominal Voltage Nominal Capacity (10HR)	2V 1300Ah
Terminal Type	Standard Terminal	F11
Container Material	Standard Option Flame Retardant Option (FR)	ABS ABS (UL94:VO)
Rated Capacity	(100HR 1.85V/cell, 25°C) (10HR 1.80V/cell, 25°C) (3HR 1.75V/cell, 25°C) (1HR 1.75V/cell, 25°C)	1600.0 Ah/16.0A 1300.0 Ah/130.0A 996.0 Ah/332.0A 717.0 Ah/685.0A
Max Discharge Current	3000A (5s)	
Internal Resistance	Approx 0.21mΩ	
Discharge Characteristics	Operating Temp Range	Discharge: -15 ~ 50°C Charge: -10 ~ 50°C Storage: -20 ~ 50°C
	Nominal Operating Temp Range	20°C ± 5°C
	Cycle Use	Initial Charging Current less than 375A. Voltage 2.35V - 2.40V at 25°C Temp Coefficient -4mV/°C
	Standby Use	No limit on Initial Charging Current. Voltage 2.20V - 2.24V at 25°C Temp Coefficient -3mV/°C
	Capacity affected by Temperature	40°C 102% 25°C 100% 0°C 85%
Design Floating Life at 20°C	20 Years	

Self Discharge

Ultracell® UZS batteries may be stored for up to 6 months at 25°C and then a refresh charge is required. For higher temperatures the time intervals will be shorter.

Constant Current Discharge / Constant Power Discharge At 25°C (Amperes & Watts/Cell)

A = Amperes W = Watts

F.V/TIME	60 min	2 hours	3 hours	4 hours	5 hours	10 hours	20 hours	24 hours	48 hours	72 hours	100 hours
A / W											
1.85V/cell	619 / 1176	395 / 762	305 / 598	245 / 481	215 / 424	125 / 248	67.4 / 135	58.7 / 118	31.2 / 63.0	22.1 / 45.0	16.0 / 34.0
1.80V/cell	664 / 1261	412 / 795	322 / 630	259 / 507	227 / 447	130 / 259	70.2 / 140	61.1 / 123	32.0 / 64.6	22.6 / 46.1	16.4 / 34.9
1.75V/cell	685 / 1302	423 / 816	332 / 650	267 / 522	234 / 461	131 / 261	70.7 / 141	61.5 / 124	32.6 / 65.9	22.8 / 46.6	16.9 / 35.2
1.70V/cell	699 / 1328	429 / 828	334 / 654	268 / 526	236 / 464	132 / 262	71.1 / 142	61.9 / 124	32.7 / 66.1	23.0 / 46.9	17.2 / 35.5
1.65V/cell	717 / 1362	433 / 835	338 / 663	272 / 533	239 / 471	132 / 263	71.3 / 143	62.1 / 125	32.8 / 66.3	23.0 / 47.0	17.4 / 35.6

VdS
MH 29410
CE
EMC 1188-C
IEC
IEC 60896
Qualitas Veritas
ISO 9001:2015

Ultracell (UK) Ltd | Vesty Business Park, Vesty Road, Liverpool, L30 1NY, United Kingdom
Tel: +44 (0) 151 523 2777 | Fax: +44 (0) 151 523 0855 | Email: info@ultracell.co.uk
www.ultracell.co.uk

UZS-V1-REV1 10/20
ALL DATA IS SUBJECT TO CHANGE WITHOUT NOTICE

Discharge Characteristics

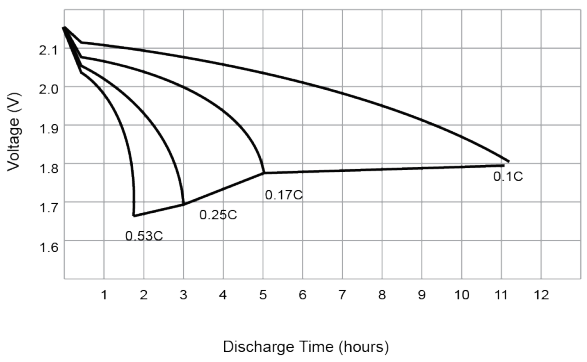

Charging Characteristics

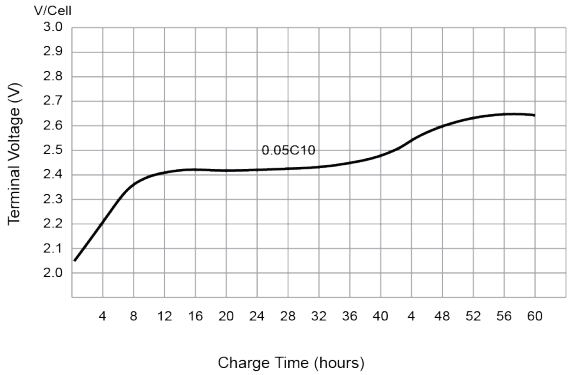

Temperature Effects in Relation to Battery Capacity

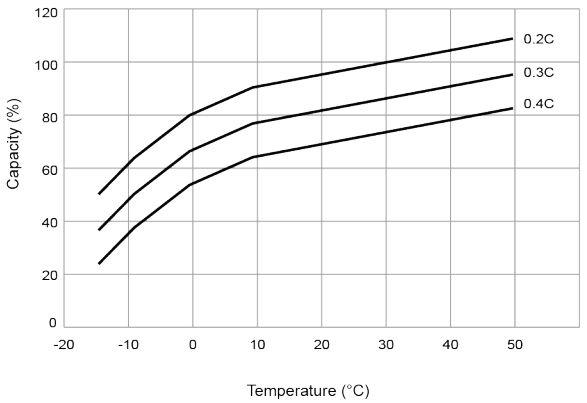

Initial Charging Characteristics

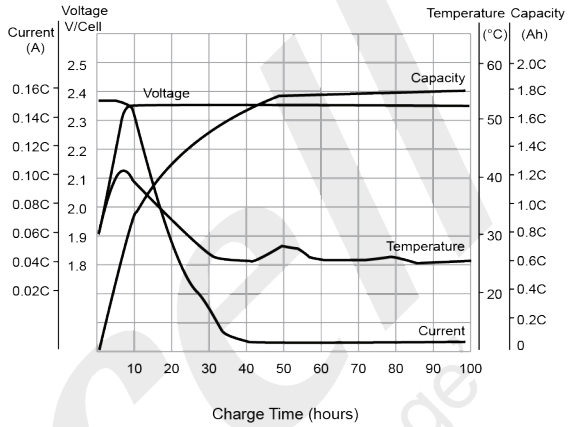

Open Circuit Voltage & Residual Capactiy

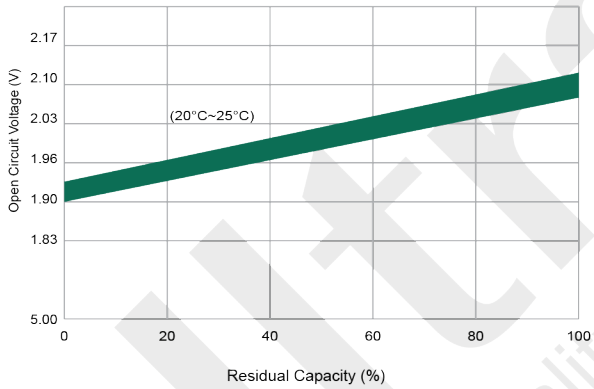

Supplementary Charge Characteristics

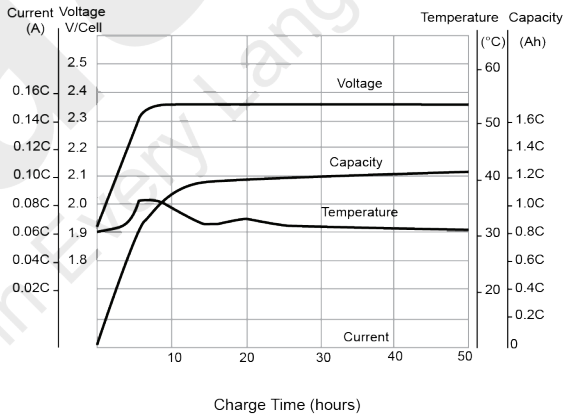

Effects of Discharge Rate on Capacity

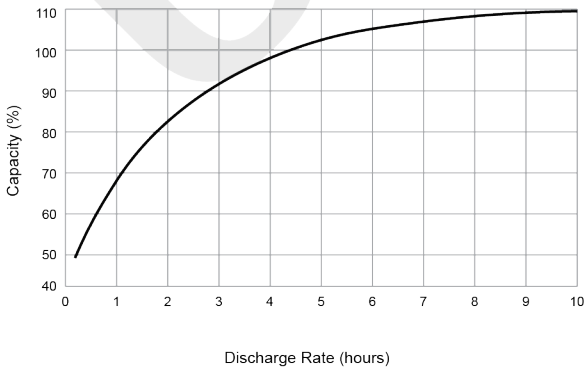

Cycle Life on D.O.D

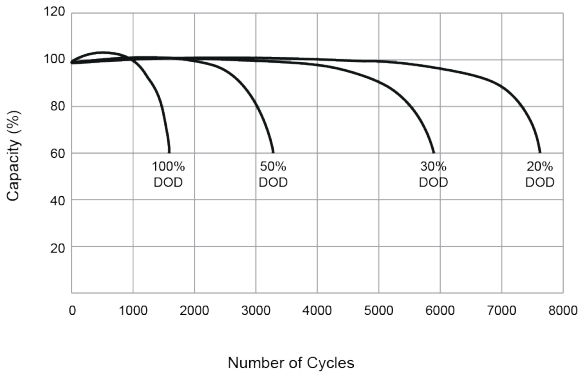

VdS
MH 29410
CE
EMC 1188-C
IEC
IEC 60896
Qualitas Veritas
ISO 9001:2015

Ultracell (UK) Ltd | Vesty Business Park, Vesty Road, Liverpool, L30 1NY, United Kingdom
Tel: +44 (0) 151 523 2777 | Fax: +44 (0) 151 523 0855 | Email: info@ultracell.co.uk
www.ultracell.co.uk

UZS-V1-REV1 10/20
ALL DATA IS SUBJECT TO CHANGE WITHOUT NOTICE