Ultracell®

'Quality in Every Language'

UZS1500-2

2V 1500Ah

Flooded Tubular Series

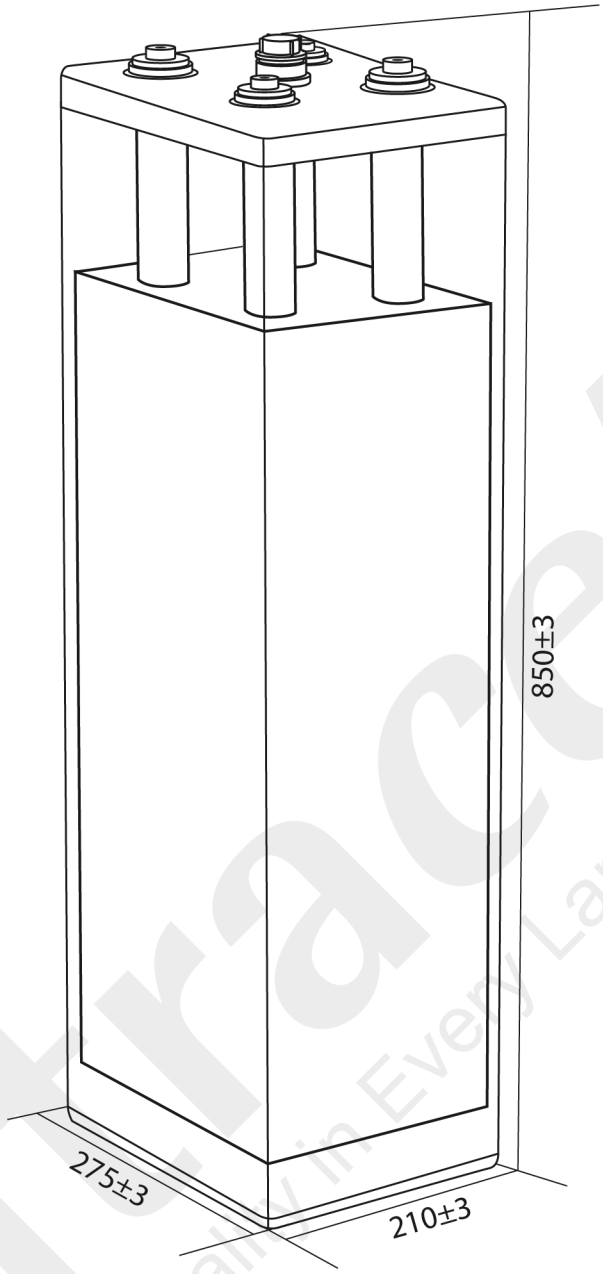

Technical Dimensions (mm)

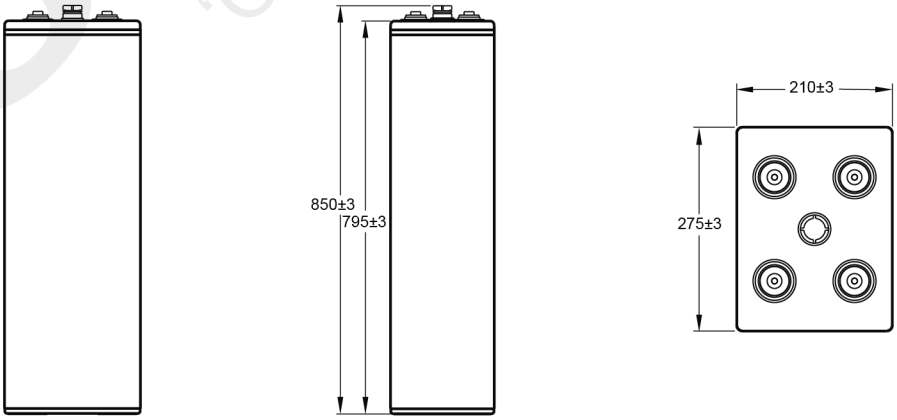

Ultracell (UK) Ltd | Vesty Business Park, Vesty Road, Liverpool, L30 1NY, United Kingdom
Tel: +44 (0) 151 523 2777 | Fax: +44 (0) 151 523 0855 | Email: info@ultracell.co.uk
www.ultracell.co.uk

UZS-V2-REV2 07/20

ALL DATA IS SUBJECT TO CHANGE WITHOUT NOTICE

Ultracell®
'Quality in Every Language'

TechData

UZS1500-2
2V 1500Ah
Flooded Tubular Series

Image

Terminal Dimensions (mm)

Standard
Terminal: F11

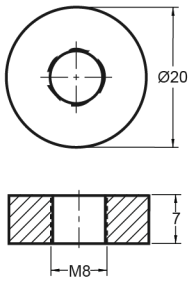

Technical Specification

Output	Nominal Voltage Nominal Capacity (10HR)	2V 1500Ah
Terminal Type	Standard Terminal	F11
Container Material	Standard Option Flame Retardant Option (FR)	ABS ABS (UL94:VO)
Rated Capacity	(10HR 1.80V/cell, 25°C) (3HR 1.75V/cell, 25°C) (1HR 1.70V/cell, 25°C)	1500 Ah/150.0A 1148 Ah/383.0A 840 Ah/810.0A
Max Discharge Current	7500A (5s)	
Internal Resistance	Approx 0.32mΩ	
Discharge Characteristics	Operating Temp Range	Discharge: -15 ~ 50°C Charge: 10 ~ 45°C Storage: 10 ~ 30°C
	Nominal Operating Temp Range	20°C ± 5°C
	Cycle Use	Initial Charging Current less than 375A. Voltage 2.30V - 2.40V at 25°C Temp Coefficient -4mV/°C
	Standby Use	No limit on Initial Charging Current. Voltage 2.23V - 2.25V at 25°C Temp Coefficient -3mV/°C
	Capacity affected by Temperature	40°C 103% 25°C 100% 0°C 86%
Design Floating Life at 20°C	20 Years	

Self Discharge

Ultracell® UZS batteries may be stored for up to 6 months at 25°C and then a refresh charge is required. For higher temperatures the time intervals will be shorter.

Constant Current Discharge / Constant Power Discharge At 25°C (Amperes & Watts/Cell)

A = Amperes W = Watts

F.V/TIME	30 min	60 min	2 hours	3 hours	4 hours	5 hours	6 hours	8 hours	10 hours	20 hours	24 hours	48 hours	120 hours
A / W													
1.85V/cell	1038 / 1914	720 / 1350	447 / 858	348 / 678	281 / 545	248 / 480	209 / 408	159 / 314	143 / 278	77.4 / 150	67.2 / 135	36.2 / 73.2	15.0 / 30.6
1.80V/cell	1098 / 2058	768 / 1458	476 / 918	371 / 726	299 / 585	263 / 516	222 / 438	170 / 338	150 / 299	81.0 / 162	70.8 / 142	36.2 / 73.2	--- / ---
1.75V/cell	1140 / 2130	786 / 1500	488 / 936	383 / 750	308 / 606	270 / 533	230 / 452	176 / 348	152 / 300	81.6 / 164	70.8 / 143	--- / ---	--- / ---
1.70V/cell	1170 / 2184	810 / 1530	495 / 954	386 / 756	309 / 606	272 / 536	231 / 456	177 / 350	152 / 303	81.6 / 164	71.4 / 143	--- / ---	--- / ---

VdS
MH 29410
CE
EMC 1188-C
IEC
IEC 60896
Qualitas Veritas
ISO 9001:2015

Ultracell (UK) Ltd | Vesty Business Park, Vesty Road, Liverpool, L30 1NY, United Kingdom
Tel: +44 (0) 151 523 2777 | Fax: +44 (0) 151 523 0855 | Email: info@ultracell.co.uk
www.ultracell.co.uk

UZS-V2-REV2 07/20
ALL DATA IS SUBJECT TO CHANGE WITHOUT NOTICE

UZS1500-2
2V 1500Ah
Flooded Tubular Series

Discharge Characteristics

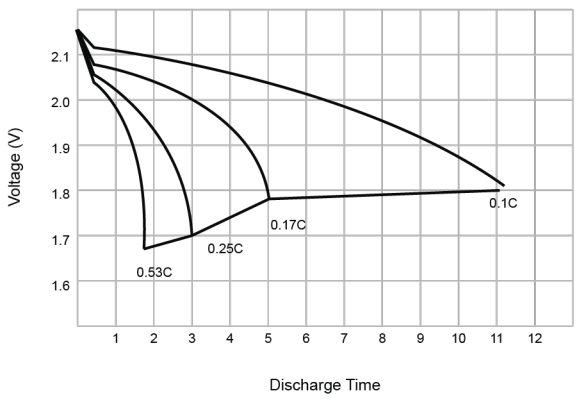

Charging Characteristics

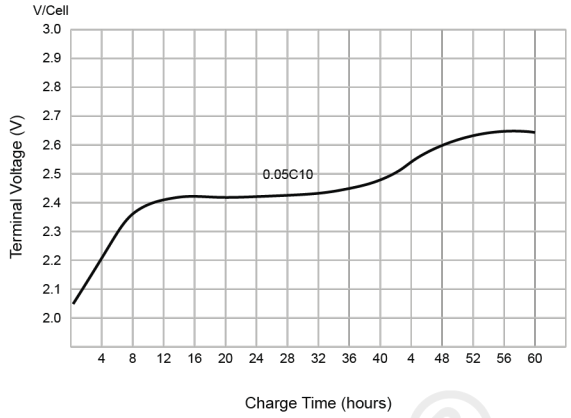

Temperature Effects in Relation to Battery Capacity

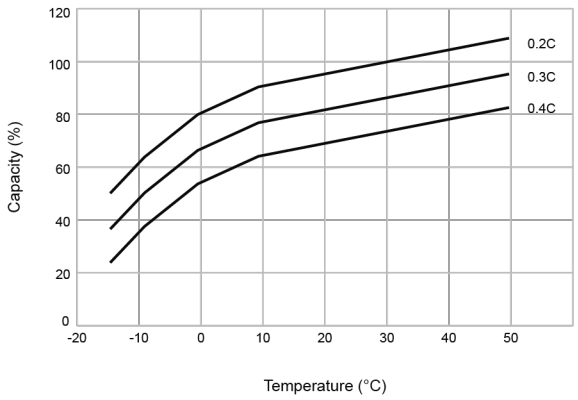

Initial Charging Characteristics

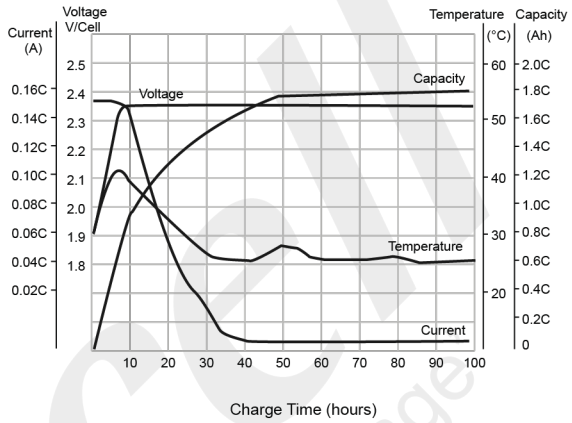

Open Circuit Voltage & Residual Capactiy

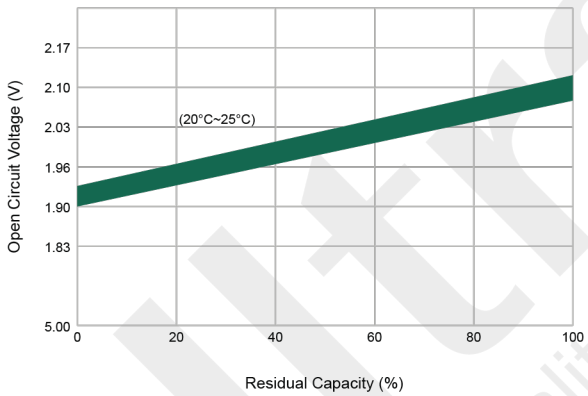

Supplementary Charge Characteristics

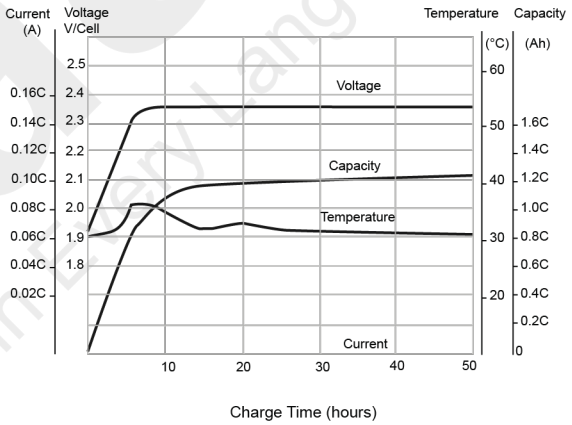

Effects of Discharge Rate on Capacity

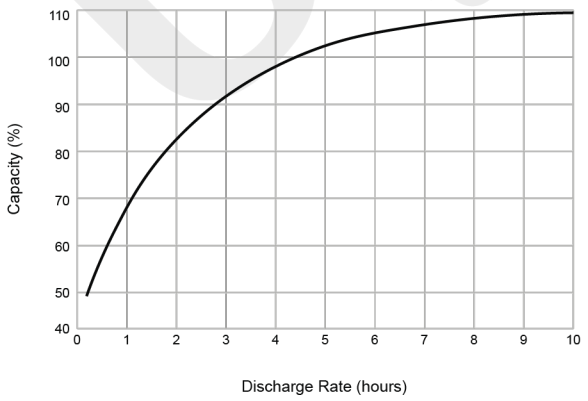

Cycle Life on D.O.D

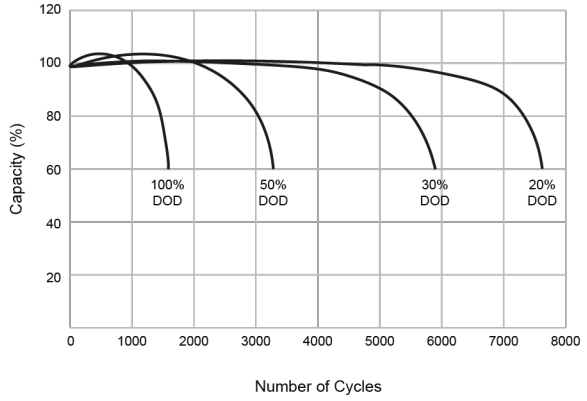

MH 29410
EMC 1188-C
IEC 60896
ISO 9001:2015

Ultracell (UK) Ltd | Vesty Business Park, Vesty Road, Liverpool, L30 1NY, United Kingdom
Tel: +44 (0) 151 523 2777 | Fax: +44 (0) 151 523 0855 | Email: info@ultracell.co.uk
www.ultracell.co.uk

UZS-V2-REV2 07/20
ALL DATA IS SUBJECT TO CHANGE WITHOUT NOTICE