Ultracell®

'Quality in Every Language'

UZS3000-2

2V 3000Ah

Flooded Tubular Series

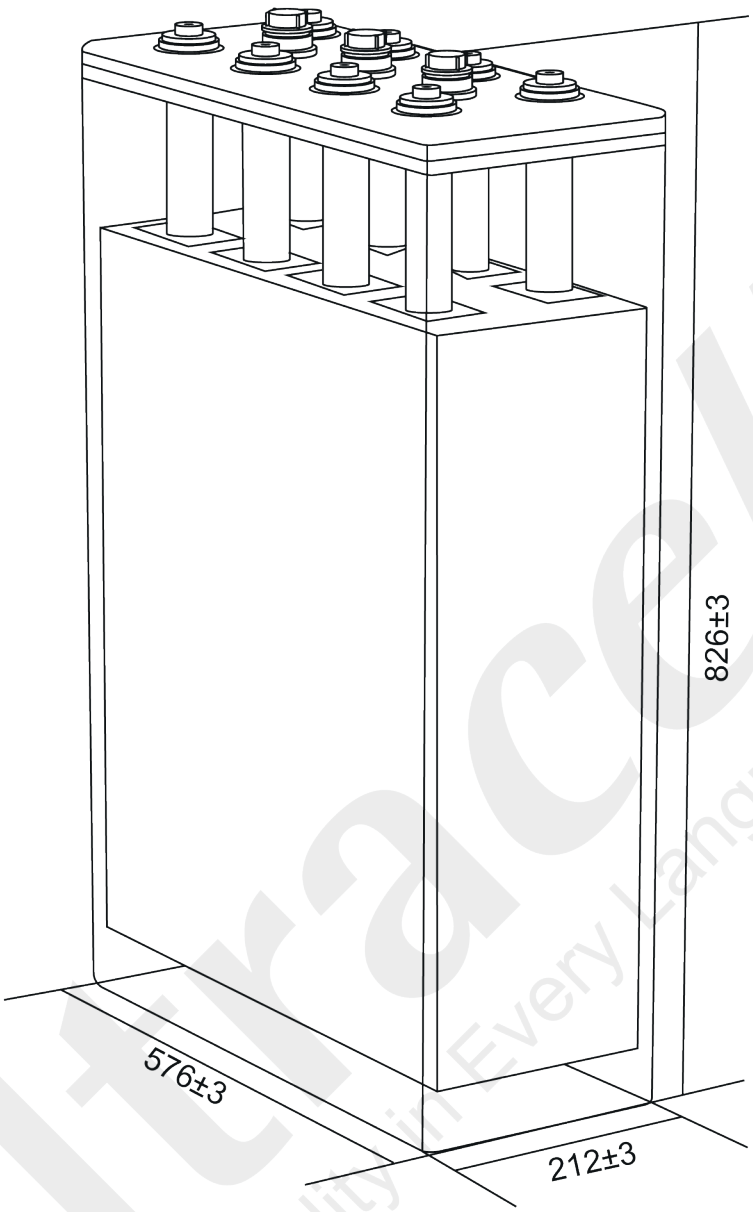

Dry / 157 kg
Wet / 220 kg
Approx

Technical Dimensions (mm)



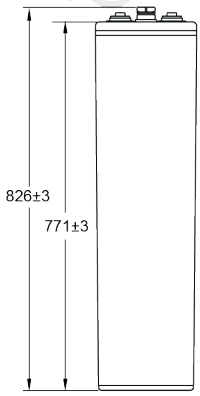

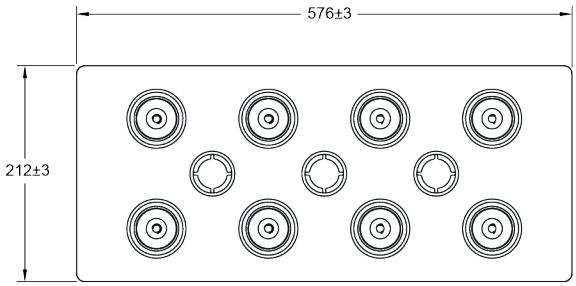

Ultracell (UK) Ltd | Vesty Business Park, Vesty Road, Liverpool, L30 1NY, United Kingdom
Tel: +44 (0) 151 523 2777 | Fax: +44 (0) 151 523 0855 | Email: info@ultracell.co.uk
www.ultracell.co.uk

UZV-V2-REV2 07/20
ALL DATA IS SUBJECT TO CHANGE WITHOUT NOTICE

Ultracell®
'Quality in Every Language'

TechData

UZS3000-2
2V 3000Ah
Flooded Tubular Series

Image

Terminal Dimensions (mm)

Standard
Terminal: F11

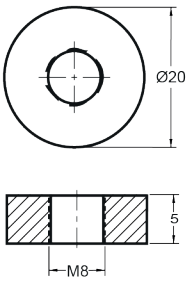

Technical Specification

Output	Nominal Voltage Nominal Capacity (10HR)	2V 3000Ah
Terminal Type	Standard Terminal	F11
Container Material	Standard Option Flame Retardant Option (FR)	ABS ABS (UL94:VO)
Rated Capacity	(10HR 1.80V/cell, 25°C) (3HR 1.75V/cell, 25°C) (1HR 1.70V/cell, 25°C)	3000.0 Ah/300.0A 2295.0 Ah/765.0A 1680.0 Ah/1620.0A
Max Discharge Current	15000A (5s)	
Internal Resistance	Approx 0.20mΩ	
Discharge Characteristics	Operating Temp Range	Discharge: -15 ~ 50°C Charge: 10 ~ 45°C Storage: 10 ~ 30°C
	Nominal Operating Temp Range	20 ± 5°C
	Cycle Use	Initial Charging Current less than 750A. Voltage 2.30V - 2.40V at 25°C Temp Coefficient -4mV/°C
	Standby Use	No limit on Initial Charging Current. Voltage 2.23V - 2.25V at 25°C Temp Coefficient -3mV/°C
	Capacity affected by Temperature	40°C 103% 25°C 100% 0°C 86%
Design Floating Life at 20°C	20 Years	

Self Discharge

Ultracell® UZS batteries may be stored for up to 6 months at 25°C and then a refresh charge is required. For higher temperatures the time intervals will be shorter.

Constant Current Discharge / Constant Power Discharge At 25°C (Amperes & Watts/Cell)

A = Amperes W = Watts

F.V/TIME (A / W)	30 min	60 min	2 hours	3 hours	4 hours	5 hours	6 hours	8 hours	10 hours	20 hours	24 hours	48 hours	120 hours
1.85V/cell	2076 / 3828	1440 / 2700	894 / 1716	696 / 1356	561 / 1090	495 / 960	417 / 816	318 / 628	286 / 556	155 / 300	134 / 270	72.3 / 146	30.0 / 61.2
1.80V/cell	2196 / 4116	1536 / 2916	951 / 1836	741 / 1452	597 / 1170	525 / 1032	444 / 876	339 / 676	300 / 598	162 / 324	142 / 283	72.3 / 146	---- / ----
1.75V/cell	2280 / 4260	1572 / 3000	975 / 1872	765 / 1500	615 / 1212	540 / 1066	459 / 904	351 / 696	303 / 600	163 / 328	142 / 286	---- / ----	---- / ----
1.70V/cell	2340 / 4368	1620 / 3060	990 / 1908	771 / 1512	618 / 1212	543 / 1072	462 / 912	354 / 700	303 / 606	163 / 328	143 / 287	---- / ----	---- / ----

MH 29410
EMC 1188-C
IEC 60896
ISO 9001:2015

Ultracell (UK) Ltd | Vesty Business Park, Vesty Road, Liverpool, L30 1NY, United Kingdom
Tel: +44 (0) 151 523 2777 | Fax: +44 (0) 151 523 0855 | Email: info@ultracell.co.uk
www.ultracell.co.uk

UZV-V2-REV2 07/20
ALL DATA IS SUBJECT TO CHANGE WITHOUT NOTICE

UZS3000-2
2V 3000Ah
Flooded Tubular Series

Discharge Characteristics

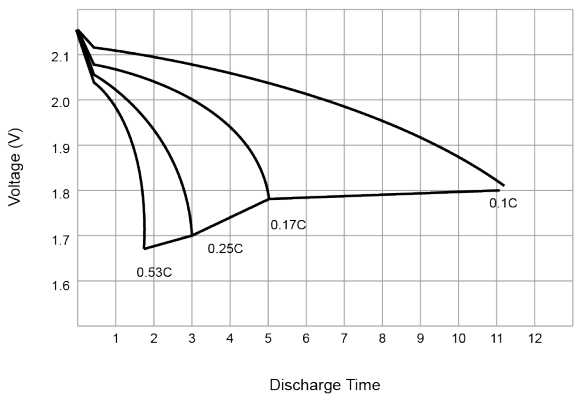

Charging Characteristics

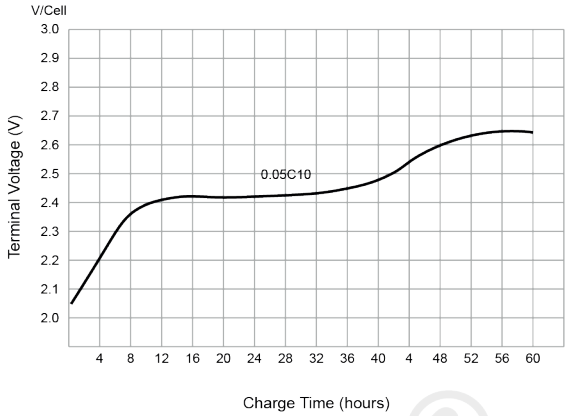

Temperature Effects in Relation to Battery Capacity

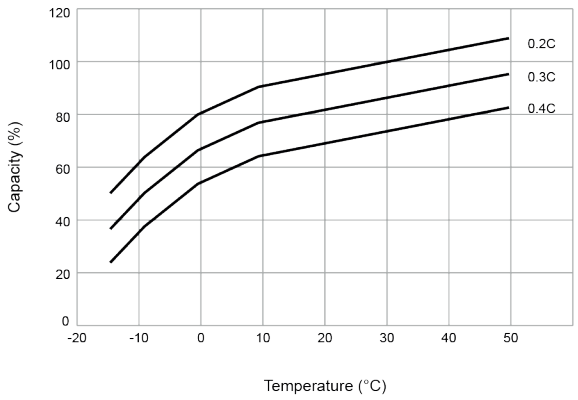

Initial Charging Characteristics

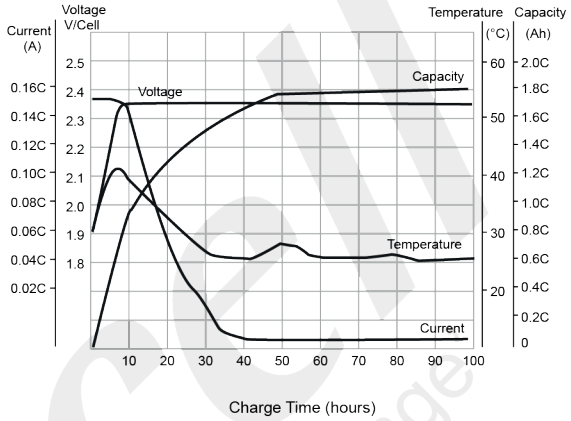

Open Circuit Voltage & Residual Capactiy

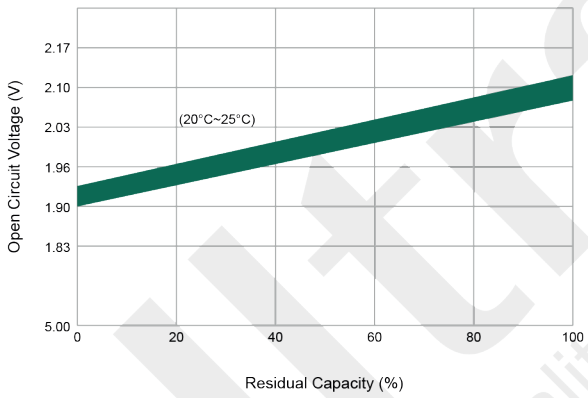

Supplementary Charge Characteristics

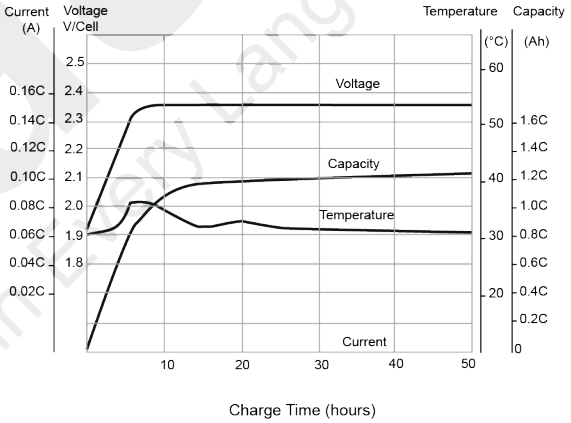

Effects of Discharge Rate on Capacity

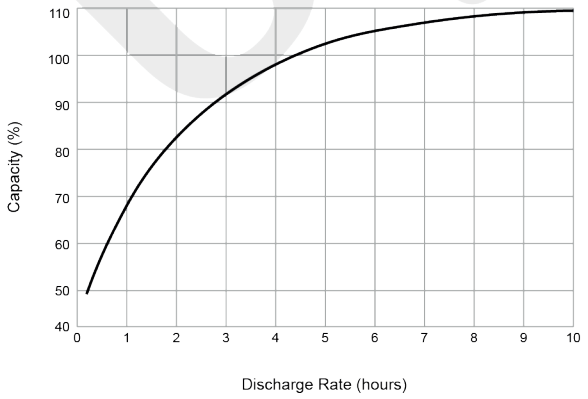

Cycle Life on D.O.D

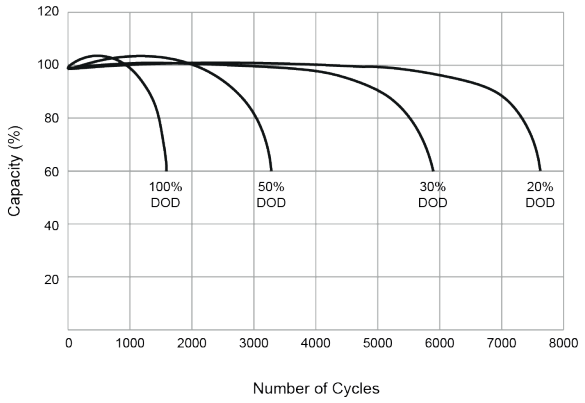

VdS
MH 29410
CE
EMC 1188-C
IEC
IEC 60896
Qualitas Veritas
ISO 9001:2015

Ultracell (UK) Ltd | Vesty Business Park, Vesty Road, Liverpool, L30 1NY, United Kingdom
Tel: +44 (0) 151 523 2777 | Fax: +44 (0) 151 523 0855 | Email: info@ultracell.co.uk
www.ultracell.co.uk

UZV-V2-REV2 07/20
ALL DATA IS SUBJECT TO CHANGE WITHOUT NOTICE